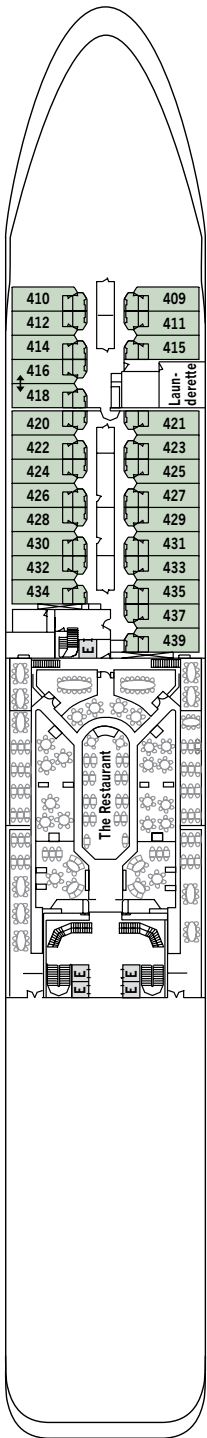


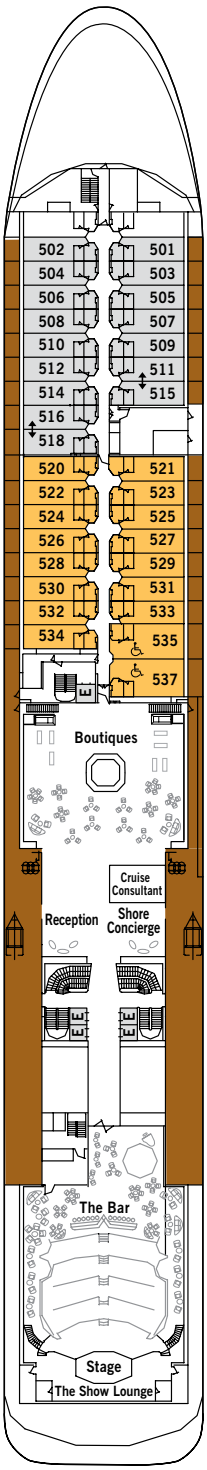
SILVER SHADOW – Deck Plans

Effective from December 3, 2019 to December 3, 2020 (For voyages from December 4, 2020, please go to page 3)



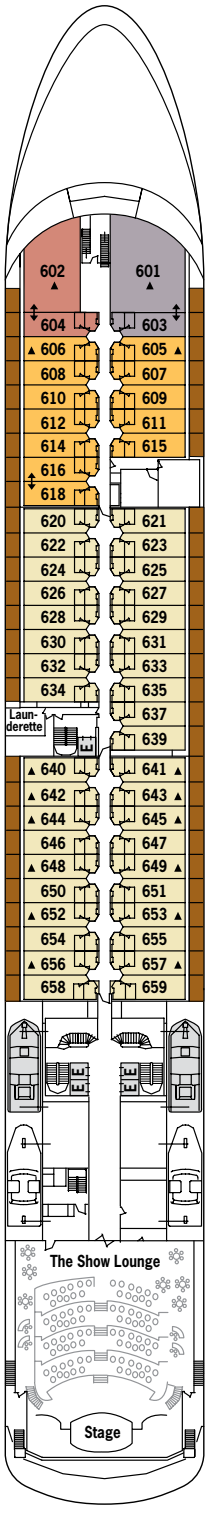
DECK 4

The Restaurant



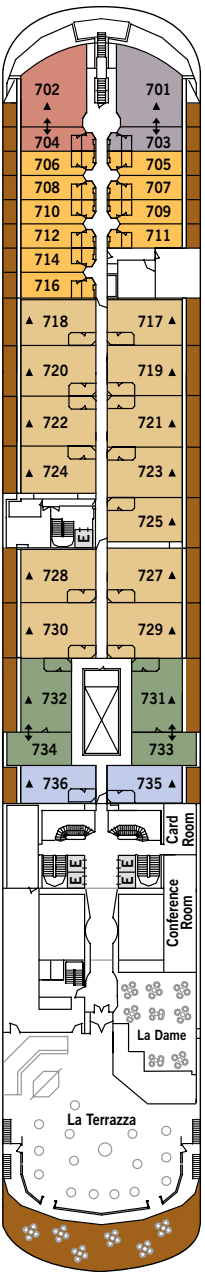
DECK 5

Boutiques
Cruise Consultant
Reception/Guest Relations
Shore Concierge
The Bar
The Show Lounge



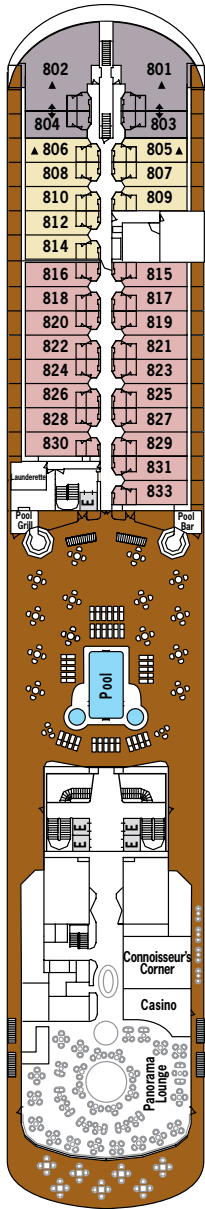
DECK 6

The Show Lounge



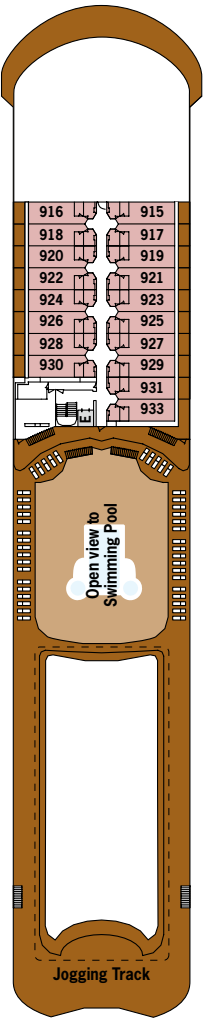
DECK 7

La Terrazza
La Dame
Conference/Card Room



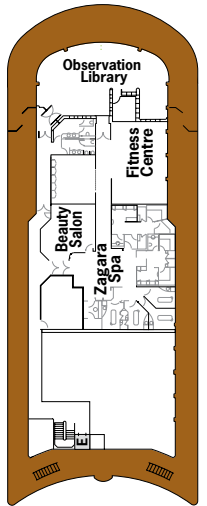
DECK 8

Pool Deck
Pool Bar
The Grill
Connoisseur's Corner
Connoisseur's Corner
Outdoor area
Casino
Panorama Lounge



DECK 9

Jogging Track



DECK 10

Fitness Centre
Zagara Beauty Spa
Observation Library



SUITE CATEGORIES

- Owner's Suite
- Grand Suite
- Royal Suite
- Silver Suite
- Medallion Suite
- Veranda 4.
- Veranda 3.
- Veranda 2.
- Veranda 1.
- Vista Suite

SPECIFICATIONS

- Crew 302
- Officers European
- Guests 388
- Tonnage 28,258
- Length 610 Feet/186 Metres
- Width 81.8 Feet/24.9 Metres
- Speed 18.5 Knots
- Passenger Decks. 7
- 3rd Guest Capacity
- Connecting Suites
- 416/418, 511/515, 516/518, 616/618, 731/733, 732/734
- Handicap Suites
- 535,537
- Built. 2000
- Registry. Bahamas

Deckplans are for illustration purposes only and may be subject to change

Suite diagrams shown are for illustration purposes only and may vary from actual square footage. Please refer to suite specifications for square footage.

SILVER SHADOW – Suite Diagrams



OWNER’S SUITE

Available as a one-bedroom configuration or as bedroom twos (as illustrated) by adjoining with a Vista Suite.

ONE BEDROOM: 919 SQ. FT. / 85 M²
INCLUDING VERANDA (220 SQ. FT. / 20 M²);

TWO BEDROOM: 1,264 SQ. FT. / 117 M²
INCLUDING VERANDA (220 SQ. FT. / 20 M²)

- Large veranda with patio furniture and floor-to-ceiling glass doors; bedroom two has additional large picture window
- Living room with sitting area; bedroom two has additional sitting area
- Separate dining area and bar
- Twin beds or queen-sized bed; bedroom two has additional twin beds or queen-sized bed
- Marble bathroom with double vanity, separate shower and full-sized whirlpool bath, plus a powder room; bedroom two has additional marble bathroom with full-sized bath
- Walk-in wardrobe(s) with personal safe
- Vanity table(s) with hair dryer
- Writing desk(s)
- 32” / 81 cm flat-screen television(s) with Interactive Media Library
- Bose® Sound system with bluetooth connectivity
- Unlimited Premium Wifi
- Illy® espresso machine



GRAND SUITE

Available as a one-bedroom configuration or as bedroom twos (as illustrated) by adjoining with a Veranda Suite.

ONE BEDROOM: 941–1,090 SQ. FT. / 87–101 M²
INCLUDING VERANDA (103–116 SQ. FT. / 10–11 M²);

TWO BEDROOM: 1,286-1,435 SQ. FT. / 119–133 M²
INCLUDING VERANDA (163–176 SQ. FT. / 16–17 M²)

- Large veranda with patio furniture and floor-to-ceiling glass doors; bedroom two has additional veranda
- Living room with sitting area; bedroom two has additional sitting area
- Separate dining area and bar
- Twin beds or queen-sized bed; bedroom two has additional twin beds or queen-sized bed
- Marble bathroom with double vanity, separate shower and full-sized whirlpool bath, plus a powder room; bedroom two has additional marble bathroom with full-sized bath
- Walk-in wardrobe(s) with personal safe
- Vanity table(s) with hair dryer
- Writing desk(s)
- 32” / 81 cm flat-screen television(s) with Interactive Media Library
- Bose® Sound system with bluetooth connectivity
- Unlimited Premium Wifi
- Illy® espresso machine



ROYAL SUITE

Available as a one-bedroom configuration or as bedroom twos (as illustrated) by adjoining with a Veranda Suite.

ONE BEDROOM: 967–1,007 SQ. FT. / 90–94 M²
INCLUDING VERANDA (110–116 SQ. FT. / 10–11 M²);

TWO BEDROOM: 1,312–1,352 SQ. FT. / 122–126 M²
INCLUDING VERANDA (170–176 SQ. FT. / 16–17 M²)

- Large veranda with patio furniture and floor-to-ceiling glass doors; bedroom two has additional veranda
- Living room with sitting area; bedroom two has additional sitting area
- Separate dining area and bar
- Twin beds or queen-sized bed; bedroom two has additional twin beds or queen-sized bed
- Marble bathroom with double vanity, separate shower and full-sized whirlpool bath, plus a powder room; bedroom two has additional marble bathroom with full-sized bath
- Walk-in wardrobe(s) with personal safe
- Vanity table(s) with hair dryer
- Writing desk(s)
- 32” / 81 cm flat-screen television(s) with Interactive Media Library
- Bose® Sound system with bluetooth connectivity
- Unlimited Premium Wifi
- Illy® espresso machine



SILVER SUITE

Silver Suites accommodate three guests.

653–701 SQ. FT. / 61–65 M²
INCLUDING VERANDA (110–123 SQ. FT. / 10–11 M²)

- Veranda with patio furniture and floor-to-ceiling glass doors
- Living room (with convertible sofa to accommodate an additional guest)
- Sitting area
- Separate dining area
- Twin beds or queen-sized bed
- Marble bathroom with double vanity, separate shower and full-sized whirlpool bath
- Walk-in wardrobe with personal safe
- Vanity table with hair dryer
- Writing desk
- 32” / 81 cm flat-screen television(s) with Interactive Media Library
- Bose® Sound system with bluetooth connectivity
- Unlimited Premium Wifi
- Illy® espresso machine



MEDALLION SUITE

Medallion Suites accommodate three guests.

521 SQ. FT. / 49 M²
INCLUDING VERANDA (81 SQ. FT. / 8 M²)

- Veranda with patio furniture and floor-to-ceiling glass doors
- Living room with sitting and dining area
- Twin beds or queen-sized bed
- Marble bathroom with double vanity, separate shower and full-sized whirlpool bath
- Walk-in wardrobe with personal safe
- Vanity table with hair dryer
- Writing desk
- 32” / 81 cm flat-screen television with Interactive Media Library
- Bose® Sound system with bluetooth connectivity
- Unlimited Premium Wifi
- Illy® espresso machine



VERANDA 1 - 4

Veranda Suites 605, 606, 640-645, 648, 649, 652, 653, 656 and 657 accommodate three guests. Veranda 3 and Veranda 4 offer preferred central location with identical accommodations to Veranda 1 and Veranda 2

345 SQ. FT. / 32 M²
INCLUDING VERANDA (60 SQ. FT. / 6 M²)

- Veranda with patio furniture and floor-to-ceiling glass doors
- Sitting area
- Twin beds or queen-sized bed
- Marble bathroom with double vanity, full-sized bath, separate shower
- Walk-in wardrobe with personal safe
- Vanity table with hair dryer
- Writing desk
- 32” / 81 cm flat-screen television with Interactive Media Library
- Unlimited Standard Wifi



VISTA SUITE

Vista Suites accommodate three guests.

287 SQ. FT. / 27 M²

- Large picture window providing panoramic ocean views (Vista Suite)
- Sitting area
- Twin beds or queen-sized bed
- Marble bathroom with double vanity, full-sized bath, separate shower
- Walk-in wardrobe with personal safe
- Vanity table with hair dryer
- Writing desk
- 32” / 81 cm flat-screen television with Interactive Media Library
- Unlimited Standard Wifi

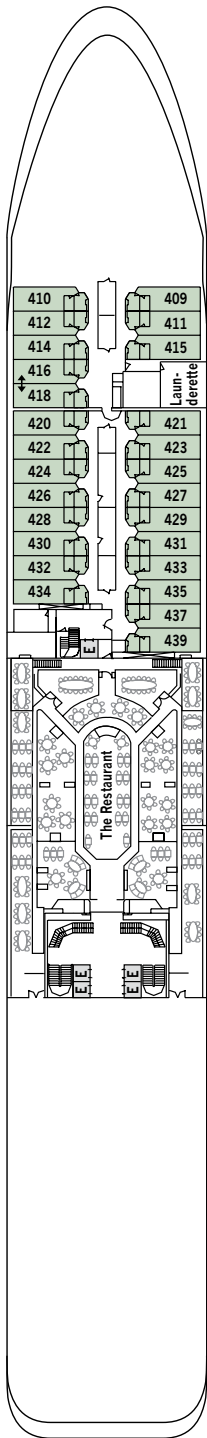


Images are intended as a general reference. Features, materials, finishes and layout may be different than shown.

- All suites feature:*
- Butler service
 - Refrigerator and bar setup stocked with your preferences
 - Pillow menu
 - Luxury bath amenities
 - Plush bathrobe and slippers
 - Personalised stationery
 - Umbrella
 - Complimentary Wifi for all suites
 - Direct-dial telephone(s)
 - Champagne on arrival

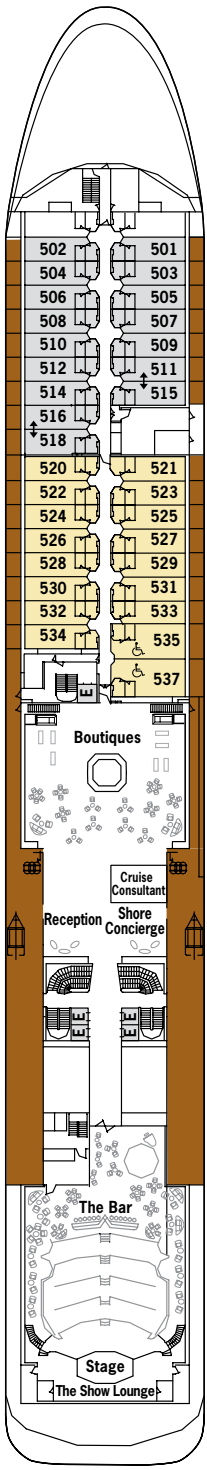
SILVER SHADOW – Deck Plans

Effective from December 4, 2020



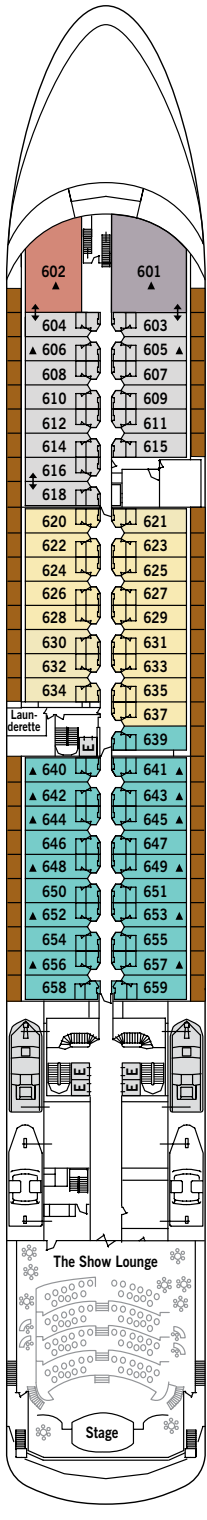
DECK 4

The Restaurant



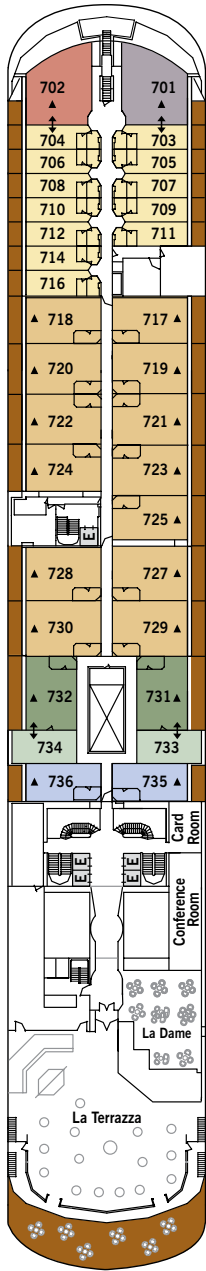
DECK 5

Boutiques
Cruise Consultant
Reception/Guest Relations
Shore Concierge
The Bar
The Show Lounge



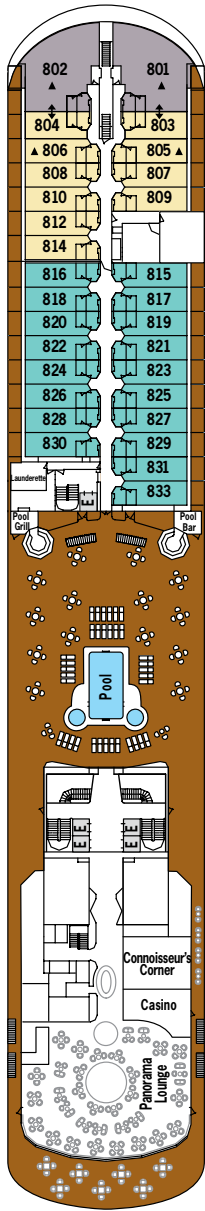
DECK 6

The Show Lounge



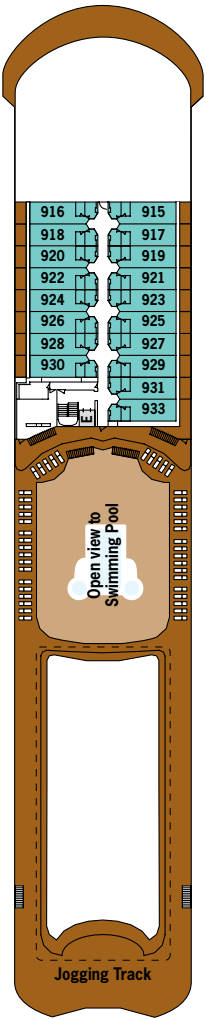
DECK 7

La Terrazza
La Dame
Conference/Card Room



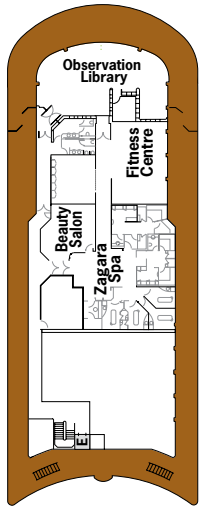
DECK 8

Pool Deck
Pool Bar
The Grill
Connoisseur's Corner
Connoisseur's Corner
Outdoor area
Casino
Panorama Lounge



DECK 9

Jogging Track



DECK 10

Fitness Centre
Zagara Beauty Spa
Observation Library



SUITE CATEGORIES

- Owner's Suite
- Grand Suite
- Royal Suite
- Silver Suite
- Medallion Suite
- Deluxe Veranda Suite
- Superior Veranda Suite
- Classic Veranda Suite
- Vista Suite

SPECIFICATIONS

- Crew 302
- Officers European
- Guests 388
- Tonnage 28,258
- Length 610 Feet/186 Metres
- Width 81.8 Feet/24.9 Metres
- Speed 18.5 Knots
- Passenger Decks. 7
- 3rd Guest Capacity
- Connecting Suites
- 416/418, 511/515, 516/518, 616/618, 731/733, 732/734
- Handicap Suites
- 535,537
- Built. 2000
- Registry. Bahamas

Deckplans are for illustration porpuses only and may be subject to change

Suite diagrams shown are for illustration purposes only and may vary from actual square footage. Please refer to suite specifications for square footage.

SILVER SHADOW – Suite Diagrams

All suites feature:

- Butler service
 - Refrigerator and bar setup stocked with your preferences
- Pillow menu
 - Luxury bath amenities
 - Plush bathrobe and slippers
- Personalised stationery
 - Umbrella
 - Complimentary Wifi for all suites
- Direct-dial telephone(s)
 - Champagne on arrival



OWNER’S SUITE

Available as a one-bedroom configuration or as bedroom twos (as illustrated) by adjoining with a Vista Suite.



GRAND SUITE

Available as a one-bedroom configuration or as bedroom twos (as illustrated) by adjoining with a Veranda Suite.



ROYAL SUITE

Available as a one-bedroom configuration or as bedroom twos (as illustrated) by adjoining with a Veranda Suite.



SILVER SUITE

Silver Suites accommodate three guests.



MEDALLION SUITE

Medallion Suites accommodate three guests.



DELUXE VERANDA SUITE
SUPERIOR VERANDA SUITE
CLASSIC VERANDA SUITE

Veranda Suites 605, 606, 640-645, 648, 649, 652, 653, 656 and 657 accommodate three guests. Deluxe Verandas offer preferred central location with identical accommodations to Classic and Superior Verandas.



VISTA SUITE

ONE BEDROOM: 919 SQ. FT. / 85 M²
INCLUDING VERANDA (220 SQ. FT. / 20 M²);

TWO BEDROOM: 1,264 SQ. FT. / 117 M²
INCLUDING VERANDA (220 SQ. FT. / 20 M²)

- Large veranda with patio furniture and floor-to-ceiling glass doors; bedroom two has additional large picture window
- Living room with sitting area; bedroom two has additional sitting area
- Separate dining area and bar
- Twin beds or queen-sized bed; bedroom two has additional twin beds or queen-sized bed
- Marble bathroom with double vanity, separate shower and full-sized whirlpool bath, plus a powder room; bedroom two has additional marble bathroom with full-sized bath
- Walk-in wardrobe(s) with personal safe
- Vanity table(s) with hair dryer
- Writing desk(s)
- 32” / 81 cm flat-screen television(s) with Interactive Media Library
- Bose® Sound system with bluetooth connectivity
- Unlimited Premium Wifi
- Illy® espresso machine



ONE BEDROOM: 941–1,090 SQ. FT. / 87–101 M²
INCLUDING VERANDA (103–116 SQ. FT. / 10–11 M²);

TWO BEDROOM: 1,286-1,435 SQ. FT. / 119–133 M²
INCLUDING VERANDA (163–176 SQ. FT. / 16–17 M²)

- Large veranda with patio furniture and floor-to-ceiling glass doors; bedroom two has additional veranda
- Living room with sitting area; bedroom two has additional sitting area
- Separate dining area and bar
- Twin beds or queen-sized bed; bedroom two has additional twin beds or queen-sized bed
- Marble bathroom with double vanity, separate shower and full-sized whirlpool bath, plus a powder room; bedroom two has additional marble bathroom with full-sized bath
- Walk-in wardrobe(s) with personal safe
- Vanity table(s) with hair dryer
- Writing desk(s)
- 32” / 81 cm flat-screen television(s) with Interactive Media Library
- Bose® Sound system with bluetooth connectivity
- Unlimited Premium Wifi
- Illy® espresso machine



ONE BEDROOM: 967–1,007 SQ. FT. / 90–94 M²
INCLUDING VERANDA (110–116 SQ. FT. / 10–11 M²);

TWO BEDROOM: 1,312–1,352 SQ. FT. / 122–126 M²
INCLUDING VERANDA (170–176 SQ. FT. / 16–17 M²)

- Large veranda with patio furniture and floor-to-ceiling glass doors; bedroom two has additional veranda
- Living room with sitting area; bedroom two has additional sitting area
- Separate dining area and bar
- Twin beds or queen-sized bed; bedroom two has additional twin beds or queen-sized bed
- Marble bathroom with double vanity, separate shower and full-sized whirlpool bath, plus a powder room; bedroom two has additional marble bathroom with full-sized bath
- Walk-in wardrobe(s) with personal safe
- Vanity table(s) with hair dryer
- Writing desk(s)
- 32” / 81 cm flat-screen television(s) with Interactive Media Library
- Bose® Sound system with bluetooth connectivity
- Unlimited Premium Wifi
- Illy® espresso machine



653–701 SQ. FT. / 61–65 M²
INCLUDING VERANDA (110–123 SQ. FT. / 10–11 M²)

- Veranda with patio furniture and floor-to-ceiling glass doors
- Living room (with convertible sofa to accommodate an additional guest)
- Sitting area
- Separate dining area
- Twin beds or queen-sized bed
- Marble bathroom with double vanity, separate shower and full-sized whirlpool bath
- Walk-in wardrobe with personal safe
- Vanity table with hair dryer
- Writing desk
- 32” / 81 cm flat-screen television(s) with Interactive Media Library
- Bose® Sound system with bluetooth connectivity
- Unlimited Premium Wifi
- Illy® espresso machine



521 SQ. FT. / 49 M²
INCLUDING VERANDA (81 SQ. FT. / 8 M²)

- Veranda with patio furniture and floor-to-ceiling glass doors
- Living room with sitting and dining area
- Twin beds or queen-sized bed
- Marble bathroom with double vanity, separate shower and full-sized whirlpool bath
- Walk-in wardrobe with personal safe
- Vanity table with hair dryer
- Writing desk
- 32” / 81 cm flat-screen television with Interactive Media Library
- Bose® Sound system with bluetooth connectivity
- Unlimited Premium Wifi
- Illy® espresso machine



345 SQ. FT. / 32 M²
INCLUDING VERANDA (60 SQ. FT. / 6 M²)

- Veranda with patio furniture and floor-to-ceiling glass doors
- Sitting area
- Twin beds or queen-sized bed
- Marble bathroom with double vanity, full-sized bath, separate shower
- Walk-in wardrobe with personal safe
- Vanity table with hair dryer
- Writing desk
- 32” / 81 cm flat-screen television with Interactive Media Library
- Unlimited Standard Wifi



287 SQ. FT. / 27 M²

- Large picture window providing panoramic ocean views (Vista Suite)
- Sitting area
- Twin beds or queen-sized bed
- Marble bathroom with double vanity, full-sized bath, separate shower
- Walk-in wardrobe with personal safe
- Vanity table with hair dryer
- Writing desk
- 32” / 81 cm flat-screen television with Interactive Media Library
- Unlimited Standard Wifi



Images are intended as a general reference. Features, materials, finishes and layout may be different than shown.