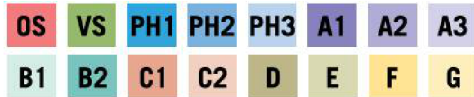


DECK PLANS | REGATTA, INSIGNIA, NAUTICA & SIRENA

SHIPS' SPECIFICATIONS

Year Built: *Regatta & Insignia* 1998; *Sirena* 1999; *Nautica* 2000 | Refurbishment Dates: *Regatta, Insignia & Nautica* 2014; *Sirena* 2016
 Gross Tonnage: 30,277 | Length: 593.7 feet | Beam: 83.5 feet | Cruising Speed: 18 knots | Guest Decks: 9 | Guest Capacity (Double Occupancy): 684
 Staff Size: 400 | Guest-to-Staff Ratio: 1.71 to 1 | Nationality of Officers: European | Country of Registry: Marshall Islands

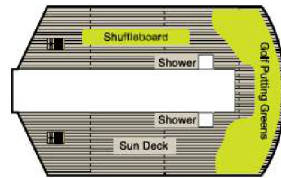
STATEROOM COLOR LEGEND



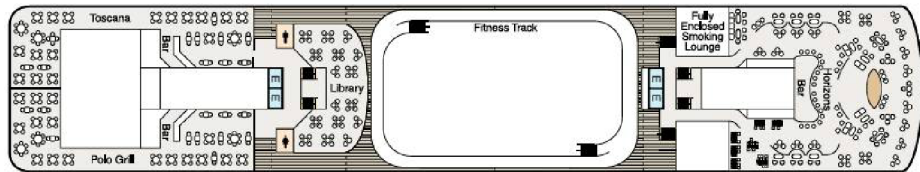
SYMBOL LEGEND

- Restrooms
- E Elevator
- Laundrette
- Obstructed Views
- Quad with Pullman
- ★ ★ Quad with Sofabed*
- || Connecting Staterooms
- ▲ Triple with Pullman
- ★ Triple with Sofabed
- ♿ Wheelchair Accessible

Sirena & Insignia deck plans vary.
 **Sirena* Owner's & Vista suites do not have sofa beds.

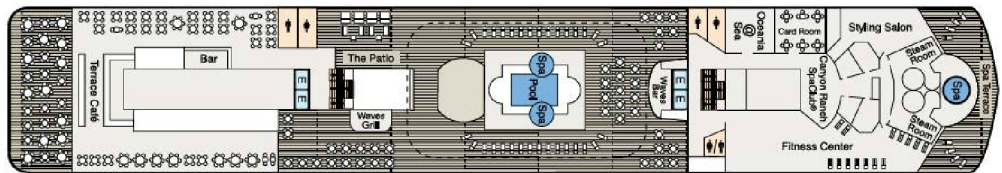


DECK 11

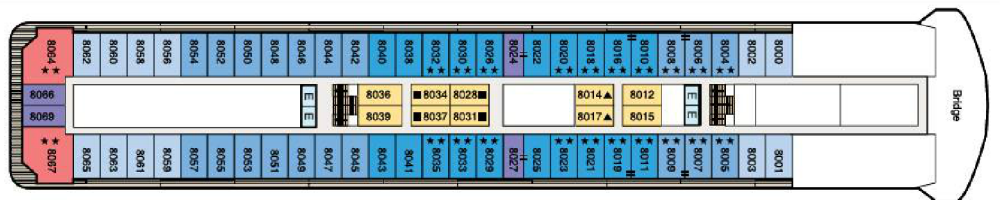


DECK 10

Note: Red Ginger and Tuscan Steak available on board *Sirena*, replacing Polo Grill and Toscana. Artist Loft available on board *Insignia* world cruises.



DECK 9



DECK 8

AFT FORWARD